

Hatteras Hop

Building Fluency: understanding fractions

Materials: about 40 markers (color tiles) and fractions cards



Number of Players: 2

Directions:



1. Shuffle and place the fraction cards face down. Then each player picks a card from the top of the pile.
2. The player with the smaller fraction colors or covers that fractional part of their "H". Then continue with two more cards.
3. If the player with the smaller fraction cannot color or cover that fractional part of the "H", replace both cards and choose two more.
4. Continue until one person has colored the whole "H" that person has "Hopped To Hatteras!"

Variation/Extension: Student can create their shape to cover. An additional set of blank cards are added for your convenience.

PLAYER 1

PLAYER 2

$$\frac{6}{12}$$

$$\frac{1}{2}$$

$$\frac{3}{6}$$

$$\frac{5}{12}$$

$$\frac{4}{12}$$

$$\frac{2}{6}$$

$$\frac{1}{3}$$

$$\frac{3}{12}$$

$$\frac{3}{12}$$

$$\frac{1}{4}$$

$$\frac{2}{12}$$

$$\frac{2}{12}$$

$$\frac{1}{6}$$

$$\frac{1}{12}$$

$$\frac{1}{12}$$

$$\frac{1}{12}$$
