

Khan Academy: **A Web Based Math Resource**

Ever have trouble helping your 3rd grader with their math? It's been a long time since most of us have done 3rd grade math and things are not always taught the same way we learned them. While the strategies that students are being taught help them develop a strong understanding of how numbers work, it can make it hard for parents to help them at home.

There are many websites and resources that you can use to help you, and one of the best is Khan Academy. Khan Academy is a free online program, as well as a free app, that allows students to practice math concepts below, on, or above grade level. In fact, Khan Academy covers math concepts from Kindergarten through AP classes!

Any time students need help, there are short video clips that they can watch. The best thing about these videos is that they are generally the same or very similar to the way students are learning concepts in class.

These videos are also a great resource for you, the parent, to watch as a refresher or to learn more about the math strategies that your student is using.

Khan Academy has also added all content in Spanish!

The following link will take you to a page with directions and frequently asked questions. You will find directions for creating your own account as well as one for your student. If students are already using the program at school, have them log in with the same account they use in class to continue their learning at home.

<https://www.khanacademy.org/resources/parents-mentors-1>

<https://es.khanacademy.org/resources/parents-mentors-1>

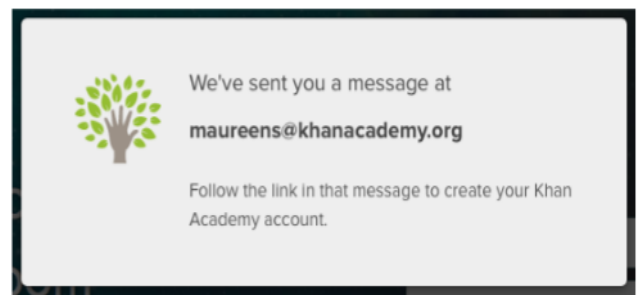
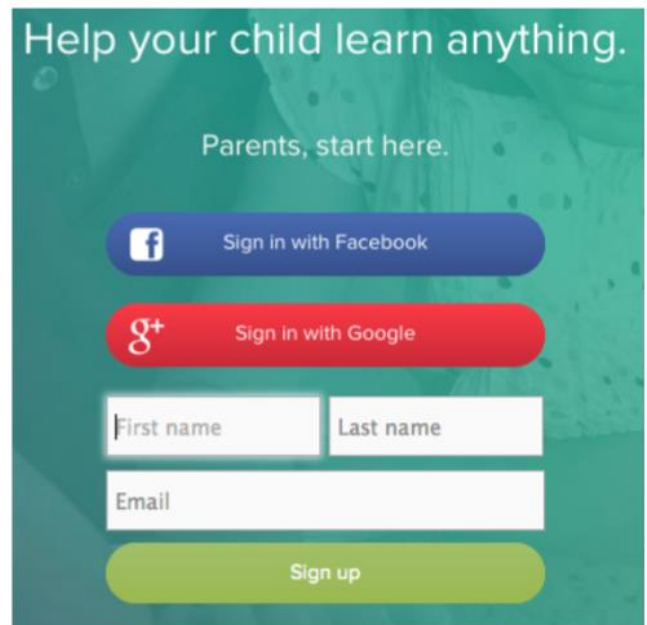
CREATING YOUR ACCOUNT (FOR PARENTS)

Go to www.khanacademy.org. If you haven't been to the site before or aren't logged in, you'll see the image on the right.

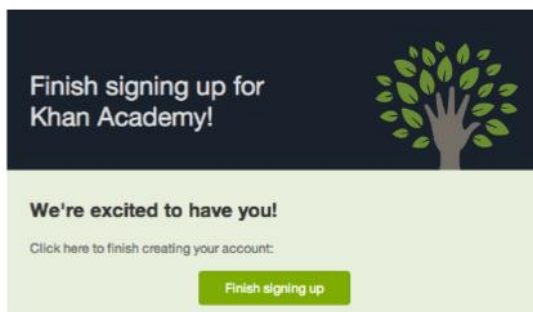
Click **“Parents, start here”** at the bottom.

Sign up using **your** name and email address. After creating an account, you'll be able to create accounts for your child(ren) or become their coach if they already have accounts.

An email will be sent to the email address you provide to complete the creation of your account.



In the email, click the link to “Finish signing up.” This will open Khan Academy in your browser.



The email address and name you provided will already be entered. Fill out your username and password.

Keep in mind that your username will appear on the website and that you'll need your password to log in.

A form titled "Welcome! Create your username and password." with a tree icon. It contains input fields for "Email" (maureens@khanacademy.org), "Your name" (Maureen Suhendra), "Username", and "Password". At the bottom, there is a link for "Terms of Service" and "Privacy Policy", and a green "Signup" button.

When you log in, Khan Academy will guide you through the process of creating an account for your child.

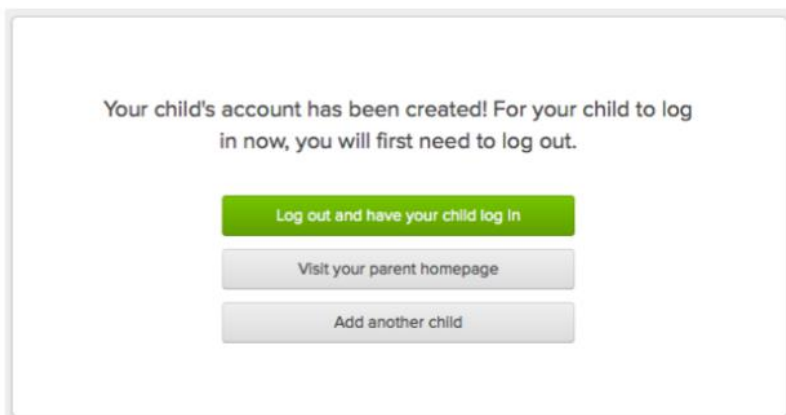
A form titled "Create your child's Khan Academy account." with a "Your child's birthday" section containing dropdown menus for "Month", "Day", and "Year", and a question mark icon. Below this is a link "My child already has an account" and a green "Next" button.

If your child is under age 13...

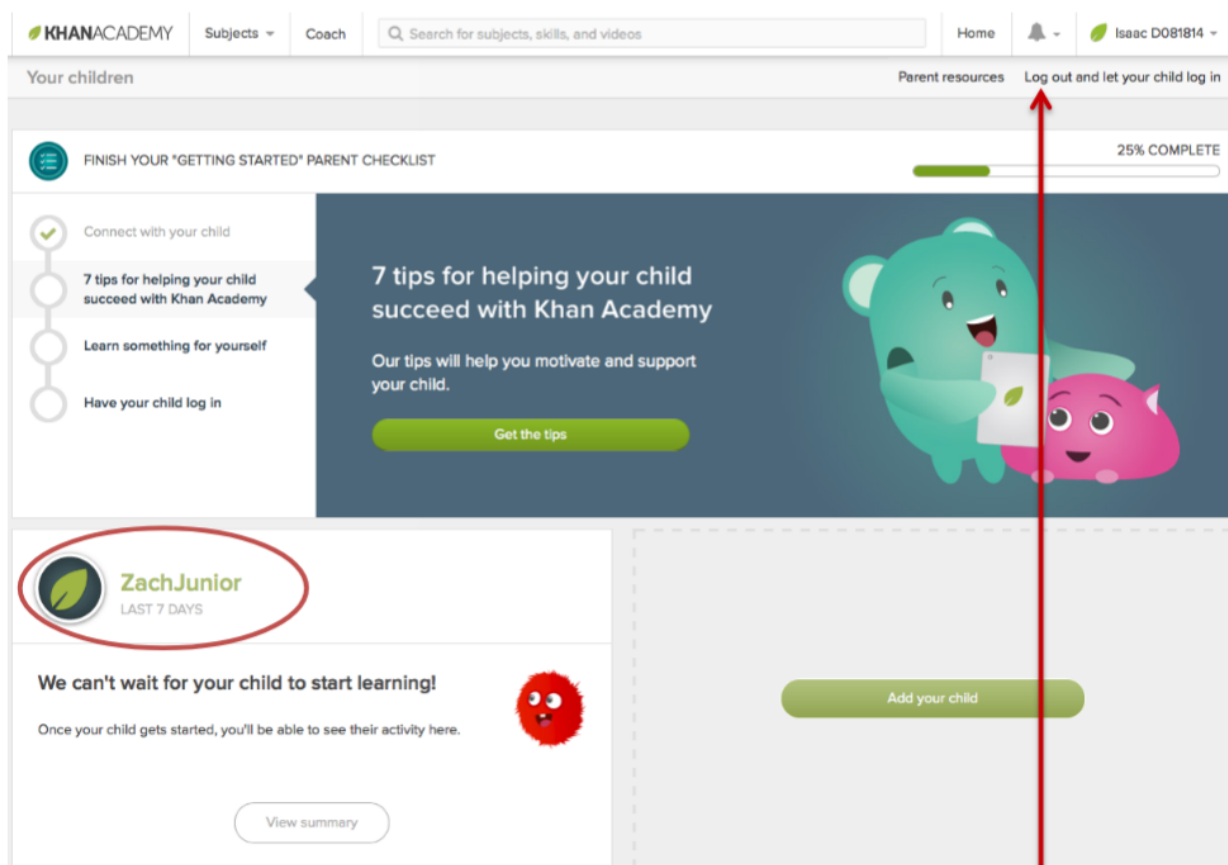
- They will receive a [restricted account](#) to protect their privacy.
- Only you (the parent) will be able to change your child's password.
- You can decide whether to allow your child to add other coaches, such as their tutor or classroom teacher. Uncheck the box labeled “Allow your child to add other coaches” if you want to keep your child's progress information private.

If your child already has a Khan Academy account, they can log in at www.khanacademy.org and follow [these instructions](#) to add you as a coach.

Once you finish creating an account for your child, you'll have three options.



If you choose "Visit your parent homepage," you should now see your child's account on your parent homepage.



When you are ready, click "Log out" at the top right and have your child log in using the username and password you chose for them.