


Mooove It Subtraction



Building Fluency: adding and subtracting within 20

Materials: gameboard, pair of dice, 8 game markers for each player





Number of Players: 2

Directions:





1. Players take turns.
2. Roll a pair of dice and add the numbers together.
3. Subtract the sum from 14.
4. Place a colored marker on the difference.
5. If the square already has a player's marker on it, the player may move that marker off the board and replace it with their own marker.
6. The winner is the first player to use all of their colored markers.

Variation/Extension: Use the additional game board. Roll the die, add the numbers together and subtract from 20 or a number of their choice. Students can create their own gameboard.

7	10	5	11
6	5	4	6
9	3	9	7
2	7	4	8
10	3	5	7



Moove It Subtraction



18	14	12	9
16	9	10	11
4	13	8	14
16	10	15	10
14	8	18	13

