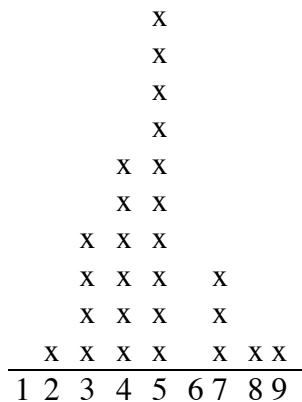


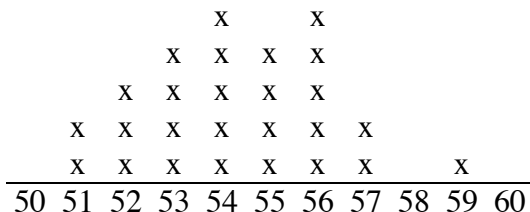
Mystery Graphs

Name _____

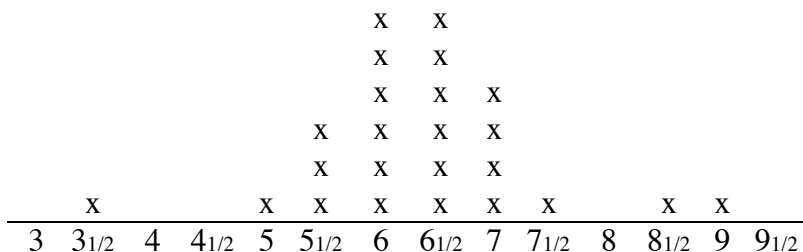
Each graph tells something about fourth or fifth grade students. Study the graphs and think about what they might represent. Talk with your partner about your ideas. What do you know about your class that can help you think of possibilities?



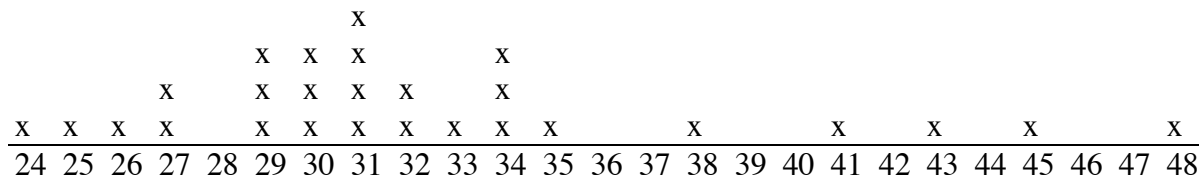
Graph 1



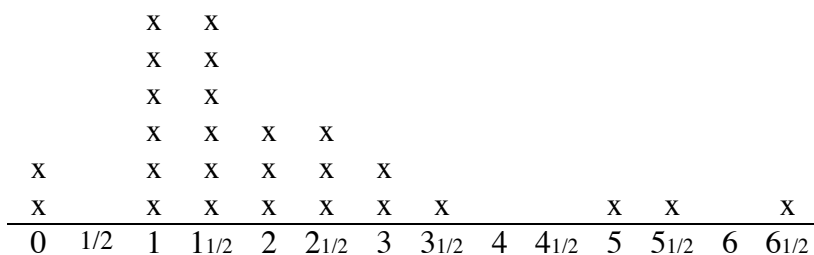
Graph 2



Graph 3



Graph 4



Graph 5

Matching Mystery Graphs and Possible Titles

1. Match the graphs with an appropriate title by writing the graph number on the line.
2. Give a reason to explain each of your choices.

Graph number

Title

_____ Heights in Inches of Students in a Fourth Grade Class

_____ Number of Letters in Fourth and Fifth Grade Students' Names

_____ Weight at Birth of Fifth Grade Students

_____ Ages of Fourth Grade Students' Mothers

_____ Number of Hours per Day Fifth Grade Students Watch Television

3. Work with a partner to create another mystery graph appropriate for your class. Write a series of clues to help others decide on an appropriate title for your graph.